

ASTUTEX TRENDSPOTTING

February 06, 2023

!!! IMPORTANT NOTICE !!!

Treat this report as an inspiration tool for idea generation, do not rely solely on this data, always double check with other sources, Google Trends constantly changes data series backwards, SimilarWeb data is different from Alexa etc. The more sources you use to validate your thesis – the better.

How to read this report?

To track the momentum in brand/product popularity we calculate the 2-week change in 13-week (basically 1 quarter) Year-over-Year growth for every data source (Google Trends, website traffic, AppStore rankings etc):

1. Google Trends USA – based on Rising Topics and Queries for the last 30 days, it is important to differentiate between trending company (retail investor hype) and trending product (something much more important)
2. Google Trends World – based on Astutex company universe with pre-selected keywords for each company
3. Google Trends Industries World – based on general topics without specific brands
4. Google Trends Industries USA – based on general topics without specific brands
5. Website Traffic - based on Astutex company universe website traffic (unique company website visitors growth YoY), pay attention to average unique visitors number and online revenue relevance to overall business (Alexa data)
6. Wikipedia - based on Astutex company universe relevant page views
7. Wikipedia Pages – based on other topics trending on Wikipedia
8. Instagram - based on Astutex company universe Instagram page follower and engagement (likes, comments, video views) growth
9. AppStore USA - based on Astutex company universe relevant app rankings (SensorTower)
10. AppStore Publishers USA – based on app rankings aggregated on a publisher level without a link to a specific company
11. Online Retail Amazon – based on the number of company products in Amazon Bestsellers, #1 – getting 100, #2 – 99 etc and then all ratings summed up across categories (higher rating – higher relevance)
12. Online Retail Walmart – based on the number of company products in Walmart Bestsellers, #1 – getting 100, #2 – 99 etc and then all ratings summed up across categories (higher rating – higher relevance)
13. Online Retail BestBuy – based on the number of company products in BestBuy Bestsellers, #1 – getting 100, #2 – 99 etc and then all ratings summed up across categories (higher rating – higher relevance)
14. Job Listings - based on Astutex company universe online job listings, aggregated from several data sources (Glassdoor, Indeed, LinkedIn)
15. Employee Company Ratings - we calculate the 2-week change in 4-week Quarter-over-Quarter growth base on Astutex company universe, aggregated from several data sources (Glassdoor, Indeed)

1. Google Trends USA - 2W Delta (13weeks YoY) (Part 1)

Company Name	Type	Pop. growth	Growth change	Related topics
GPT Group	Real estate investment trust company	30000.0	16700.0	topics: Stock;ASX:GPT; GUID Partition Table queries: gpt chat; chat;chatgpt login;chat gpt stock name
Adani Group	Multinational conglomerate company	1233.3	1087.9	topics: Hindenburg Research; Hindenburg disaster;Fraud; Ticker symbol queries: adani stock; adani group;adani hindenburg; hindenburg research adani group
Adani Ports & SEZ	Logistics company	330.6	340.6	topics: Adani Group;Stock; Adani Power queries: adani port share pr; adani ports;adani enterprises share price
Adani Green Energy	Renewable energy company	292.5	201.2	topics: Adani Group;Share price; Adani Power queries: adani enterprises s; adani stock price;adani enterprises stock
Adani Power	Utilities company	204.3	163.3	topics: Adani Group;Adani Green Energy; Adani Ports & SEZ queries: adani enterpr; adani power stock;adani port share price
Renée Rouleau, Inc.	Company	184.6	160.7	topics: Quiz queries: renee rouleau skin; renee rouleau skincare quiz; renee rouleau skin type quiz
Ambuja Cements	Cement company	129.0	79.6	topics: Adani Group;Adani Power; Adani Ports & SEZ queries: adani enterpr; ambuja cement share price; adani power share price
Cal-Maine	Chicken egg production company	124.3	72.3	topics: Stock;Egg;Food queries: cal-maine; cal-maine foods;cal-maine stock
Celsius Holdings	Drink company	58.9	46.4	topics: Flo Rida;Degree Celsius; Net worth queries: celsius drink; flo rida celsius holdings; celsius holdings
Bajaj Fin	Non-banking financial company	24.8	39.0	topics: Tata Steel Ltd;Adani Group; Jubilant FoodWorks queries: bajaj financ; bajaj finance share price
WildStorm	Company	111.3	25.2	
MSC Cruises	Company	132.1	16.2	topics: Seascape;Drink;Port Canaveral; Mediterranean Sea queries: msc;msc cruise; msc seascape;holland america

1. Google Trends USA - 2W Delta (13weeks YoY) (Part 2)

Company Name	Type	Pop. growth	Growth change	Related topics
Loewe	Fashion company	56.4	15.6	topics: Howl's Moving Castle; Studio Ghibli;Boot; Earring queries: loewe ghibli; loewe studio ghibli;loewe howls;tory burch
Royal Mail	Postal service company	60.1	15.1	topics: Cyberattack;United Kingdom; Strike action queries: royal mail cyber ; royal mail international; royal mail cyber attack
China Airlines	Airline	190.2	14.7	topics: EVA Air;Seat;Singapore Airlines; China Airlines Flight 006 queries: china; air china;■■ ■■; china airlines customer service
MIT Lincoln Laboratory	Aircraft manufacturer	29.5	14.3	topics: Interview;Internship; Lexington queries: mit lincoln lab; lincoln labs;mit lincoln labs
Suncor Energy	Petroleum refineries company	19.4	14.2	topics: Colorado;New York Stock Exchange; Share price queries: suncor denver; xom stock;suncor refinery
TAP Air Portugal	Airline	33.5	10.0	topics: American Airlines;British Airways; Italy; Airbus A330neo queries: air portugal; tap air portugal;tap air;kayak flights
Accredo	Healthcare company	15.5	8.9	topics: Specialty pharmacy;Adalimumab; Blue Cross Blue Shield Association queri; accredo login; accredo specialty pharmacy provider phon
Trent Limited	Retail company	16.8	8.1	topics: The Will Trent series; Furniture queries: trent;will trent
Iberostar Group	Travel company	12.1	7.1	topics: Review; Iberostar Selection Bavaro Suites;Resort; Hyatt Ziva queries: iberostar; iberostar cancan;iberostar cozumel; jetblue vacations
Avelo Airlines	Charter airline	88.9	3.4	topics: Flight;Connecticut;Delaware; Dubuque queries: avelo flights;flights; avelo reviews;disney world
HubSpot	Software company	92.4	0.6	topics: Layoff;Integral;Report; Case study queries: hubspot login; hubspot layoffs;hubspot academy; hubspot layoff

1. Google Trends USA - 2W Delta (13weeks YoY) (Part 3)

Company Name	Type	Pop. growth	Growth change	Related topics
Japan Airlines	International airline	99.8	-0.6	topics: Travel;Mile;First class travel; Expedia Group queries: japan airlines; united;united airlines;japanairlines







2. Google Trends World - 2W Delta (13weeks YoY) (Part 1)

AstutexID	Company Name	Date	GT 13W Growth YoY	2W Change (13W YoY)
1035	LafargeHolcim Ltd	2023-02-06	92%	66%
1387	IMCD NV	2023-02-06	33%	22%
1159	Informa PLC	2023-02-06	82%	20%
875	Ameriprise Financial Inc	2023-02-06	0%	17%
643	Freeport-McMoRan Inc	2023-02-06	-6%	16%
826	American Tower Corp	2023-02-06	3%	15%
733	UnitedHealth Group Inc	2023-02-06	39%	13%
895	Xylem Inc	2023-02-06	13%	12%
978	ASML Holding NV	2023-02-06	-10%	11%
292	World Wrestling Entertainment	2023-02-06	13%	11%
1398	Storebrand ASA	2023-02-06	2%	10%
644	General Dynamics Corp	2023-02-06	23%	10%
1317	Wendel SE	2023-02-06	7%	10%
912	Mohawk Industries Inc	2023-02-06	-1%	10%
1242	Tryg A/S	2023-02-06	1%	7%
42	Brunello Cucinelli SpA	2023-02-06	11%	7%
548	Chevron Corp	2023-02-06	12%	7%
1413	Bechtle AG	2023-02-06	-7%	6%
1429	Quilter PLC	2023-02-06	-8%	6%
1305	Helvetia Holding AG	2023-02-06	3%	5%
1155	Straumann Holding AG	2023-02-06	9%	5%
1071	Svenska Handelsbanken AB	2023-02-06	2%	4%
1016	Anglo American PLC	2023-02-06	-7%	4%
1041	AP Moeller - Maersk A/S	2023-02-06	-6%	4%
1304	Phoenix Group Holdings	2023-02-06	8%	4%
1362	Bellway PLC	2023-02-06	-34%	3%
1408	Rexel SA	2023-02-06	-2%	3%
1127	Swiss Life Holding AG	2023-02-06	-3%	3%
1271	Kion Group AG	2023-02-06	6%	2%
1008	Schneider Electric SE	2023-02-06	0%	2%
998	UBS Group AG	2023-02-06	-3%	2%
1314	Rightmove PLC	2023-02-06	-17%	1%
972	Allianz SE	2023-02-06	3%	1%

3. Google Trends Industries World - 2W Delta (2023-02-06, 13weeks YoY) (Part 1)

Topic Name	GT 13W Growth YoY	2W Change (13W YoY)	Related topics & queries
Car tires	6.0%	7.7%	topics: Body camera;Pressure;Wheel queries: tire;tyre; tyre nichols video
Car Rental	-6.1%	3.9%	topics: Car;Rent;Gharry queries: car rental;rental;rental car; taipei self-driving gharry;taiwan self-driving
Lipstick	-15.4%	3.7%	topics: Color;Estée Lauder;Lana Del Rey queries: lipstick; chaotic cosmetics lipstick;flortte jelly lipstick; elf on face satin lipstick
Foodservice	1.7%	3.6%	topics: Food;Service;Government agency; Commercial driver's license queries: food;food service; restauration;horeca;corporate event catering;us foods
Cruise	59.3%	3.6%	topics: Ship;Royal Caribbean International; Royal Caribbean Group queries: cruise;cruise ship; cruise ship pool overflows;cruise ship waterfall
Down jacket	-2.3%	3.2%	topics: Jacket;Down feather queries: puffer;jacket
Coat	-4.0%	2.8%	topics: Woman;Jacket queries: coat
Boots	-3.7%	2.8%	topics: Woman;Man queries: boots;gatos de botas 2; lobo gato con botas;perrito gato con botas
Sports betting	8.9%	2.8%	topics: Sports;bet;Ronald Torbert;AFC Championship Game; NFL Divisional Round queries: betting;ronald torbert; ronald torbert betting;super bowl betting line
Airline	29.7%	2.7%	topics: Flight;Alaska;Yeti Airlines;Nepal queries: airlines; yeti airlines crash;nepal plane crash
Heating, ventilation, and air	-1.5%	2.5%	topics: Air conditioning queries: hvac;free hvac training; hvac online classes

3. Google Trends Industries World - 2W Delta (2023-02-06, 13weeks YoY) (Part 2)

Topic Name	GT 13W Growth YoY	2W Change (13W YoY)	Related topics & queries
Heating Ventilation and AC	-1.5%	2.5%	topics: topics: Air conditioning; queries: hvac; free hvac training; hvac online classes queries: queries: hvac; hvac online classes
Hand luggage	54.9%	2.3%	topics: Baggage; Size queries: carry on; how much cash can you carry on a plane internationally; tsa carry-on size liquids
Self storage	-20.1%	2.2%	queries: storage; boat storage facility; bid on storage units; short term storage units
Athleisure	-2.0%	2.1%	topics: Clothing; Man; Alo Yoga; Men's Pants; Gym queries: athleisure
Amusement park	12.7%	2.1%	topics: Park; Goth subculture; Frisco queries: theme park; amusement park; universal theme park frisco; universal studios frisco; frisco universal studios theme park
Vehicle Insurance	-3.0%	2.1%	topics: cheap; Insurance queries: insurance; car insurance
Airport	28.0%	2.0%	topics: Flight queries: airport; atlanta airport fire extinguisher; jfk airport plane crash
Shopping	-5.7%	2.0%	topics: Online shopping; Shopping mall queries: shopping;  ;      ; walmart shopping carts news; walmart shopping carts
Jacket	1.4%	1.8%	topics: Man; Woman queries: jacket; princess diana eagles jacket; world chapri jacket; chapri jacket
Flooring	-17.6%	1.7%	topics: Polyvinyl chloride; Sheet vinyl flooring queries: flooring; flooring installer crossword; flooring installer nyt crossword; consumer reports
Child safety seat	-1.6%	1.7%	topics: Car; Seat queries: car seat

3. Google Trends Industries World - 2W Delta (2023-02-06, 13weeks YoY) (Part 3)

Topic Name	GT 13W Growth YoY	2W Change (13W YoY)	Related topics & queries
Insurance	1.5%	1.6%	topics: topics: Auto insurance;Healthqueries: insurance; car insurance;health insurance; farmers insurance open queries: queries: insurance; farmers insurance open
Camping	-1.0%	1.5%	topics: Campsite;Summer camp; Coachella Valley Music and Arts Festival queries: camping; coachella car camping;apex summer camp;bonnaroo 2023
Payroll	8.8%	1.5%	topics: Tax;Payroll tax queries: payroll; nómina caixabank regalos;walmart payroll services; walmart payroll phone number

4. Google Trends Industries USA - 2W Delta (2023-02-06, 13weeks YoY) (Part 1)

Topic Name	GT 13W Growth YoY	2W Change (13W YoY)	Related topics & queries
Car tires	12.4%	16.1%	topics: Body camera;Pressure;Wheel queries: tire;tyre; tyre nichols video
Business	-3.0%	14.2%	topics: Business;Self-employment;Labor;Jair Bolsonaro; Digitization queries: empresa;empresas;cartao corporativo; cartão corporativo sigilo;cartao corporativo bolsonaro
Vacation rental	-44.0%	6.5%	topics: Rent;Vacation queries: vacation;ferienwohnung; vacation rentals;cabin rental agency; bethany beach vacation rentals;pellworm ferienwohnung
Sports betting	-0.6%	6.0%	topics: Sports;bet;Ronald Torbert;AFC Championship Game; NFL Divisional Round queries: betting;ronald torbert; ronald torbert betting;super bowl betting line
Air Conditioner	-14.9%	5.7%	topics: Air conditioning;Insignia;Energy conservation; Samsung Electronics queries: ■■■■■;air conditioner; ar condicionado;in wall ac unit;personal air conditioner; daikin ac units
Social media	27.7%	5.5%	topics: Media queries: social;media;maegan hall social media; what was the first social media platform; maegan hall police officer social media
Hotel	-19.5%	5.1%	topics: Resort;Airport;Las Vegas queries: hotel;hotels; watson hotel nyc;nyc immigrants hotel;hotell romantik
Jewelry design	-8.0%	5.1%	topics: Jewellery;Design;Computer-aided design;Mangala sutra; Geneva queries: jewellery;jewelry design;jewelry designers; joaillerie zeina par;gucci
Car Rental	-21.3%	5.1%	topics: Car;Rent;Gharry queries: car rental;rental;rental car; taipei self-driving gharry;taiwan self-driving
E-commerce	6.7%	5.1%	topics: Trade;Website;Intuit queries: ecommerce;commerce; intuit e-commerce service;intuit e commerce;weebly
Enterprise Resource Planning	0.6%	5.0%	topics: System;Software;Project manager;Asset; Gartner queries: erp;what does erp mean in rp;erp jakarta; top 10 open source erp software free licence rooma.id

4. Google Trends Industries USA - 2W Delta (2023-02-06, 13weeks YoY) (Part 2)

Topic Name	GT 13W Growth YoY	2W Change (13W YoY)	Related topics & queries
Marketing	21.4%	4.9%	topics: topics: Digital marketing;Businessqueries: marketing; digital marketing;what is marketing;ghost commerce; marketing strategies and what the mascots crossword; simplilearn free courses basics of snapchat marketing querie; simplilearn free courses basics of snapchat marketing
Vacation	-16.5%	4.7%	topics: Rent;School;school holiday;26 Dey;Bahman; January 23 queries: vacation;vacances; national plan for vacation day; national plan for vacation day 2023; microsoft unlimited vacation
Retirement home	-8.7%	4.4%	topics: Home;Retirement;Investment;Expense; Dementia queries: maison de retraite;retirement;senior housing; residential homes;rumah orang tua near me; maskenpflicht in altenheimen
Vehicle Insurance	4.5%	4.1%	topics: cheap;Insurance queries: insurance;car insurance
Footwear	-0.8%	3.9%	topics: Shoes;Fastener;The New York Times; Julie & Julia queries: footwear;some footwear fasteners; big name in footwear crossword clue; some footwear fasteners nyt
Laundry detergent	10.8%	3.8%	topics: Detergent;Laundry;1,4-Dioxane;Ban queries: detergent; laundry detergent;banned laundry detergent; new york ban laundry detergent;ny banned laundry detergent
Camping	-9.7%	3.3%	topics: Campsite;Summer camp; Coachella Valley Music and Arts Festival queries: camping; coachella car camping;apex summer camp;bonnaroo 2023
Lipstick	-35.0%	3.3%	topics: Color;Estée Lauder;Lana Del Rey queries: lipstick; chaotic cosmetics lipstick;flortte jelly lipstick; elf on face satin lipstick
Tracksuit	-13.1%	3.3%	topics: Man;Suit;Jennifer Lopez;I.AM.GIA;1980 queries: tracksuit; nike;red juicy couture tracksuit;yagi world tracksuit; guess tracksuit
Investment	-14.0%	3.3%	topics: Stock;Investment fund;Adani Group queries: investment; invest;investment services near me; investment guide calculation nyt; which type of bank account is best for everyday transactions
Airline ticket	1.2%	3.2%	topics: Airplane;Ticket queries: tickets;uçak bileti;plane; airline ticket agency;why are airline tickets so expensive; boletos aereos baratos

4. Google Trends Industries USA - 2W Delta (2023-02-06, 13weeks YoY) (Part 3)

Topic Name	GT 13W Growth YoY	2W Change (13W YoY)	Related topics & queries
Pharmaceutical industry	-16.2%	3.1%	topics: topics: Pharmaceutical drug;Industryqueries: pharma; pharmaceutical;heor pharma;kite pharma stock; esteve pharmaceuticals queries: queries: pharma; esteve pharmaceuticals
Heating, ventilation, and air	4.4%	2.9%	topics: Air conditioning queries: hvac;free hvac training; hvac online classes
Heating Ventilation and AC	4.4%	2.9%	topics: Air conditioning queries: hvac;free hvac training; hvac online classes

6. Wikipedia - 2W Delta (2023-02-06, 13weeks YoY) (Part 1)

Astutex ID	Company Name	Top Page	Daily Views Avg	13W Growth YoY	2W Change (13W YoY)
356	Kirin Holdings Co Ltd	en.wikipedia.org/wiki/Kirin_Company	4841	54.9%	39.2%
196	Oriental Land Co Ltd	en.wikipedia.org/wiki/Jumpin'_Jellyfish	4403	72.7%	27.1%
576	Citigroup Inc	en.wikipedia.org/wiki/Citigroup	4364	-4.6%	10.7%
399	Wal-Mart Stores Inc		2964	21.3%	10.5%
947	LVMH	en.wikipedia.org/wiki/LVMH	32353	25.9%	5.5%

7. Wikipedia Pages- 2W Delta (2023-02-06, 13weeks YoY) (Part 1)

Astutex ID	Company Name	Link	Number of views	13W Growth YoY	2W Change (13W YoY)
574	Microsoft Corp	en.wikipedia.org/wiki/Microsoft_Office_Mix	280703	221,828%	62,467%
323	Alibaba Group Holding Ltd	en.wikipedia.org/wiki/Yahoo!_Inc._(1995%E2%80%932017)	15134	995%	465%
		en.wikipedia.org/wiki/Chippendales	44411	631%	133%
		en.wikipedia.org/wiki/Avalanche_Software	53777	339%	129%
16	Amazon.com Inc	en.wikipedia.org/wiki/Amazon_Appstore	12126	46%	59%
		en.wikipedia.org/wiki/Naughty_Dog	43736	84%	33%
947	LVMH	fr.wikipedia.org/wiki/Bernard_Arnault	50499	120%	30%
16	Amazon.com Inc	en.wikipedia.org/wiki/Amazon_Alexa	17465	13%	27%
		en.wikipedia.org/wiki/Berkshire_Hathaway	32554	18%	21%
		en.wikipedia.org/wiki/Flipkart	115894	59%	19%
		en.wikipedia.org/wiki/Erin_Brockovich	30537	41%	19%
		en.wikipedia.org/wiki/Hybe_Corporation	18286	20%	16%
947	LVMH	fr.wikipedia.org/wiki/LVMH_-_Mo%C3%ABt_Hennessy_Louis_Vuitton	18841	37%	15%
		en.wikipedia.org/wiki/BYD_Auto	11288	142%	15%
		en.wikipedia.org/wiki/Shen_Yun	20673	41%	12%
289	Wizz Air Holdings PLC	en.wikipedia.org/wiki/Wizz_Air	20647	58%	9%
		en.wikipedia.org/wiki/Polestar	12091	22%	9%
		en.wikipedia.org/wiki/Erin_Brockovich_(film)	17377	17%	9%
		en.wikipedia.org/wiki/HDFC_Bank	56593	46%	9%
		en.wikipedia.org/wiki/1xBet	26590	65%	9%
1018	Barclays PLC	en.wikipedia.org/wiki/Barclays	10361	7%	7%
		en.wikipedia.org/wiki/Lego	17330	31%	6%
666	Oracle Corp	en.wikipedia.org/wiki/Larry_Ellison	28104	27%	6%
363	Sony Corp	en.wikipedia.org/wiki/PlayStation_3	46644	24%	5%
		en.wikipedia.org/wiki/MakeMyTrip	13911	5%	5%

8. Instagram - 2W Delta (2022-04-11 Growth YoY) (Part 1)

Astutex ID	Company Name	Posts URL list	Followers Growth(YoY)	Engagement Growth(YoY)	Growth Change
91	Electrolux AB		20.2%	698.8%	67.5%
13	Accell Group NV		4.6%	311.5%	47.3%
68	Sleep Number Corp	instagram.com/p/CZ2qtN6j3KP	20.8%	364.8%	41.9%
59	Cedar Fair LP	instagram.com/p/Cb-wvONISi8 instagram.com/p/Cbfx1cVs82L instagram.com/p/CcF7qtaspvz	9.6%	124.2%	13.0%
34	Bloomin' Brands Inc		5.0%	206.8%	11.1%
52	Canada Goose Holdings Inc		44.8%	126.0%	10.6%
4	Salvatore Ferragamo SpA	instagram.com/p/Cb3Kn4Eq_9H	11.8%	117.9%	9.1%
98	Etsy Inc		8.8%	141.8%	5.6%
115	Gap Inc	instagram.com/p/CbtEPWZuIAu instagram.com/p/Ca7sKPDJlIS instagram.com/p/Cb-asabroW3	2.6%	138.8%	5.3%

9. AppStore USA - 2W Delta (2023-02-04, 13weeks YoY) (Part 1)

CompanyID	Company Name	TopApps	Best App 13W Avg Rank	Growth (YoY)	2W Change (13W YoY)
779	Staples Inc	Staples Connect	254	41.2%	5.7%
205	Paychex Inc	Paychex Flex	245	11.0%	4.1%
464	Fiat Chrysler Automobiles NV	Uconnect; Jeep®	303	5.4%	1.0%

10. AppStore Publishers USA - 2W Delta (2023-02-04, 13weeks YoY) (Part 1)

CompanyID	Company Name	TopApps	Best App 13W Avg Rank	Growth (YoY)	2W Change (13W YoY)
	Peacock TV LLC	Peacock TV: Stream TV & Movies	20	35.8%	28.5%
	Lyft, Inc.	Lyft	76	2.8%	12.7%
189	Nike Inc	Nike: Shoes, Apparel, Stories	33	17.3%	4.6%

11. Online Retail Amazon - 2W Delta (2023-02-06, 13 weeks YoY) (Part 1)

AstutexID	Company Name	Rating	Rating 13W Growth YoY	2W Change (13W YoY)
947	LVMH	384	57.4%	20.5%
427	Lenovo Group Ltd	1454	11.8%	16.0%
66	Tapestry Inc	501	50.5%	14.2%
526	General Mills Inc	813	-18.9%	12.3%
442	Shimano Inc	692	7.5%	11.0%
567	Procter & Gamble Co	698	-8.8%	9.2%
540	Logitech International SA	3693	48.3%	9.0%
56	Carter's Inc	6618	15.4%	6.8%
405	Danone SA	302	-19.9%	5.9%
173	Makita Corp	1196	12.3%	5.2%
240	Steven Madden Ltd	422	-13.7%	4.9%
441	Bandai Namco Holdings Inc	400	-1.7%	4.7%
456	Hankook Tire Co Ltd	660	-16.6%	4.3%
268	Under Armour Inc	3639	-0.9%	4.2%
906	Western Digital Corp	333	-41.6%	4.0%
251	Texas Roadhouse Inc	331	8.2%	3.9%
959	Turtle Beach	2145	5.3%	3.8%
238	Starbucks Corp	1979	6.9%	3.5%
502	Ubisoft Entertainment SA	848	-11.7%	3.4%
74	Darden Restaurants Inc	566	1.8%	3.4%
426	Seiko Epson Corp	1473	3.6%	3.1%

12. Online Retail Walmart - 2W Delta (2023-02-06, 13 weeks YoY) (Part 1)

AstutexID	Company Name	Rating	Rating 13W Growth YoY	2W Change (13W YoY)
233	Skechers USA Inc	5683	1,800.7%	556.6%
71	Crocs Inc	1548	591.1%	197.3%
6	Guess? Inc	234	120.8%	48.4%
143	Hugo Boss AG	247	111.1%	41.5%
56	Carter's Inc	587	-7.0%	21.6%
268	Under Armour Inc	1761	273.1%	19.8%
111	Fossil Group Inc	785	24.4%	13.0%
363	Sony Corp	2108	16.0%	12.9%
418	Shiseido Co Ltd	334	-8.2%	12.9%
456	Hankook Tire Co Ltd	137	11.4%	11.4%
424	Samsung Electronics Co Ltd	3883	17.1%	9.8%
365	LG Electronics Inc	1797	61.7%	8.4%
5	Puma SE	797	27.7%	7.4%
2	Mattel Inc	7774	32.7%	7.3%
250	Tempur Sealy International Inc	348	92.3%	6.5%
17	Amer Sports Oyj	2357	23.5%	5.4%

13. Online Retail Bestbuy - 2W Delta (2023-02-06, 13 weeks YoY) (Part 1)

AstutexID	Company Name	Rating	Rating 13W Growth YoY	2W Change (13W YoY)
903	Seagate Technology PLC	3946	48.9%	16.7%
106	Fitbit Inc	877	4.7%	9.7%
957	Capcom	248	18.7%	6.7%
906	Western Digital Corp	4978	-17.7%	5.9%
475	Sharp Corp	871	-22.0%	5.2%
519	Nestle SA	628	5.0%	5.2%
907	Church & Dwight Co Inc	797	-6.8%	4.6%
538	Fujifilm Holdings Corp	1026	33.4%	4.1%
79	De Longhi SpA	3897	-6.9%	4.0%
152	iRobot Corp	1001	12.7%	3.9%
188	Newell Brands Inc	114	-55.3%	3.6%

14. Job Listings - 2W Delta (2023-01-30, 13weeks YoY) (Part 1)

AstutexID	Company Name	Average number of jobs	Jobs 4W Growth YoY	2W Change (13W YoY)
1022	Muenchener Rueckversicherungs	570	79.5%	143%
1052	UniCredit SpA	386	94.3%	85%
443	FedEx Corp	1994	22.8%	69%
778	KeyCorp	592	25.2%	58%
1264	Eurofins Scientific SE	2380	35.9%	58%
1180	Telefonica Deutschland Holding	683	39.8%	57%
1128	HeidelbergCement AG	283	51.1%	54%
1090	Deutsche Bank AG	3219	100.0%	48%
1056	ArcelorMittal SA	732	41.6%	43%
1108	Knorr Bremse AG	593	91.4%	43%
854	Moody's Corp	518	-20.5%	42%
1500	Bath & Body Works Inc	1082	-58.9%	40%
1281	Pirelli & C SpA	252	77.4%	40%
1570	ABIOMED Inc	222	68.8%	39%
37	Bojangles Inc	2227	34.3%	39%
1023	Vivendi SA	193	41.7%	38%
164	L Brands Inc	2295	-44.3%	37%
1072	London Stock Exchange Group PL	1501	65.2%	37%
207	Pets at Home Group PLC	457	18.8%	36%
710	Raytheon Co	179	-13.5%	34%
963	HSBC Holdings PLC	2134	12.9%	33%
1564	Maxim Integrated Products Inc	589	100.0%	30%
1051	Deutsche Boerse AG	271	-6.7%	28%
1380	Trelleborg AB	228	42.1%	27%
1381	Travis Perkins PLC	198	12.2%	27%
843	Ameren Corp	198	39.2%	26%
126	Korian SA	2523	14.5%	24%
12	Associated British Foods PLC	423	76.2%	24%
1155	Straumann Holding AG	596	37.1%	23%
1270	RSA Insurance Group PLC	157	22.9%	22%

15. Employee Company Ratings - 2W Delta (2023-01-30, 4 weeks QoQ) (Part 1)

AstutexID	Company Name	Total reviews	Rating Gr.chg.	Outlook Gr.chg.	Mgmt Gr.chg.	CEO Rating Gr.chg.	Growing indicator
6	Guess? Inc	2227	43.9%		43.1%	0.0%	Rating
506	TUI AG	1639	0.0%	24.8%	4.0%	0.0%	Outlook
593	Verisk Analytics Inc	1514	6.0%		7.9%	0.0%	Management
587	Hess Corp	1178	1.3%	6.6%	1.8%	0.0%	Outlook
1063	Schindler Holding AG	1977	-0.1%	6.2%	0.0%	0.0%	Outlook
551	Walt Disney Co	34966	-0.3%	0.0%	-0.6%	5.5%	CEO Rating
166	LivePerson Inc	729	1.5%	5.0%	2.6%	0.0%	Outlook